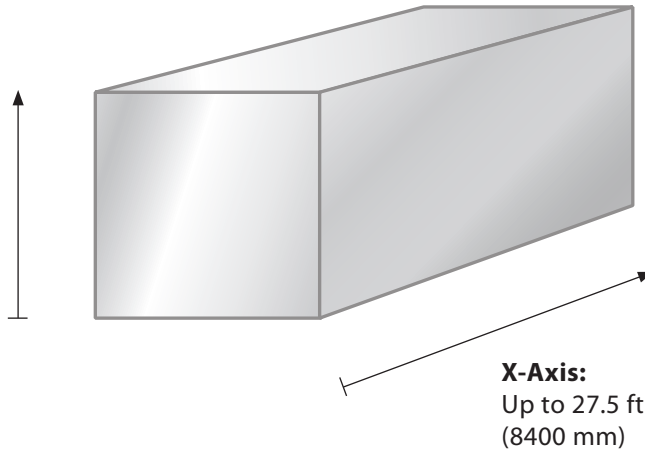


We can accommodate components that exceed our standard working envelope dimensions below.

MILLING


Y-Axis:
Up to 8.2 ft
(2500 mm)



X-Axis:
Up to 27.5 ft
(8400 mm)

VERTICAL TURNING


Height:
Up to 124"
(3150 mm)



Swing: Up to 162" (4100 mm)

HORIZONTAL TURNING

Swing:
Up to 36"
(920 mm)



Distance between centers:
Up to 26 ft (8000 mm)